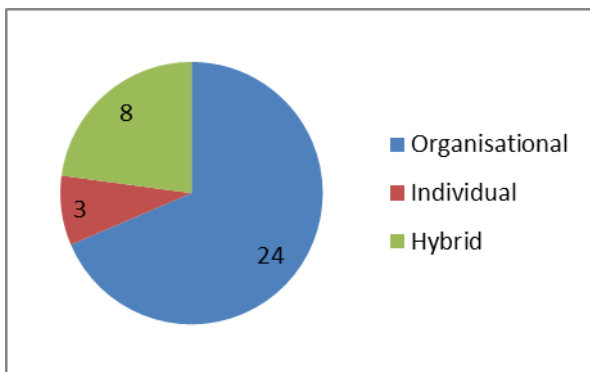


Membership models

At the November Chairs and CEO meeting a request was made for a summary about organisational board membership adopted by MLs. Since then, through the SBOs, we have been gathering what information is available. As you can imagine during this period of change, there is still much that is to be determined. However, from the 43 returns so far we have been able to collate the following which may be of interest to you.

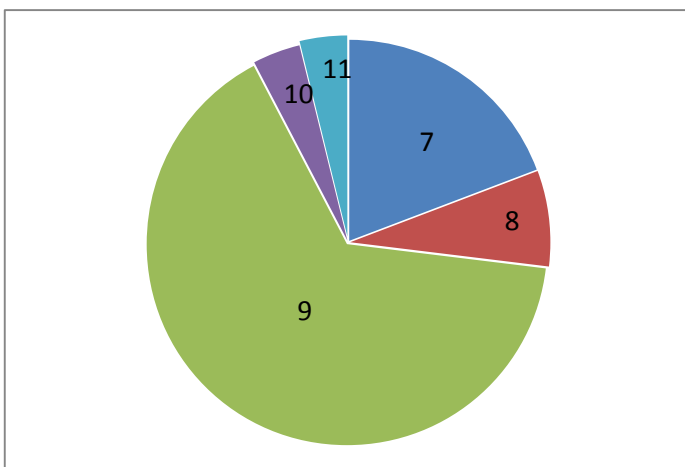
Membership type:

Three distinct models have emerged: Organisational, Individual or a Hybrid of both and the ratio of each from the data received so far is:



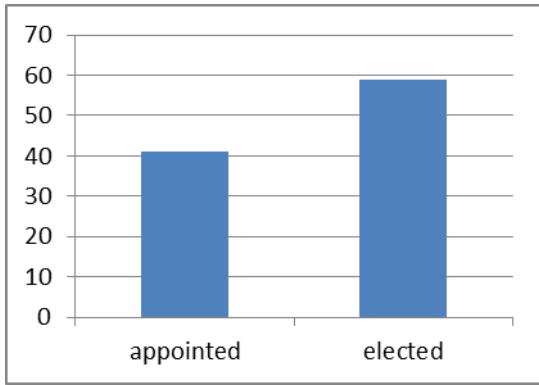
Numbers on board

The range appears to be from 7 – 11, with 9 the most reported number:



Appointed/elected

Where known the ratio of appointed to elected is 41% appointed, and 59% elected, however, the mix within boards range throughout the spectrum.



Type of board member

Finally, the range of type of board member include: GP, other clinician, Consumer, R&D skills, and business skills. From the results received so far all actual or proposed Board membership is consistent with the DoHA criteria that no single profession has a majority of board members.

Following a specific request from attendees at our Stakeholder Roundtable last year, we are investigating further which fields of information should be factored into ML organisational profiles and we will be reporting on further findings in due course.